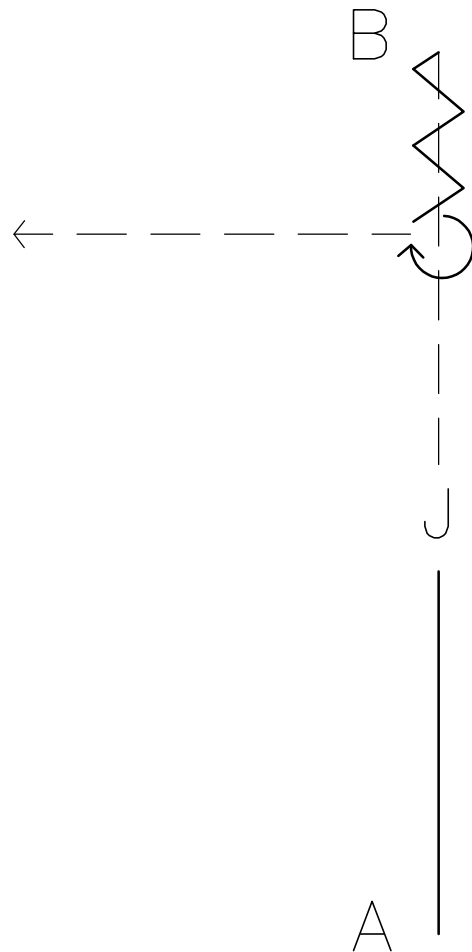


GREELEY SADDLE CLUB

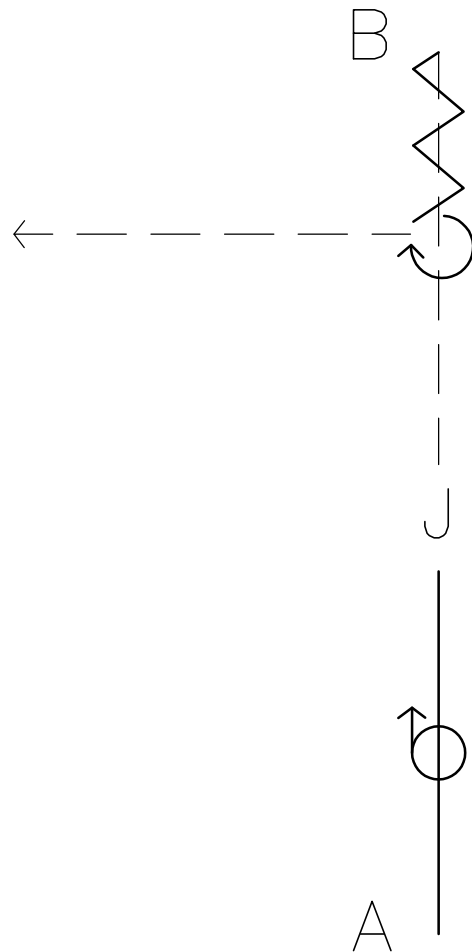
Showmanship - Age Groups 5 & Under, 6-9, & 10-13



1. Start at A.
2. Walk to the Judge and set up for inspection.
3. When dismissed, trot to B.
4. Stop. Back 4 steps.
5. Complete a 270° turn.
6. Trot to line up.

GREELEY SADDLE CLUB

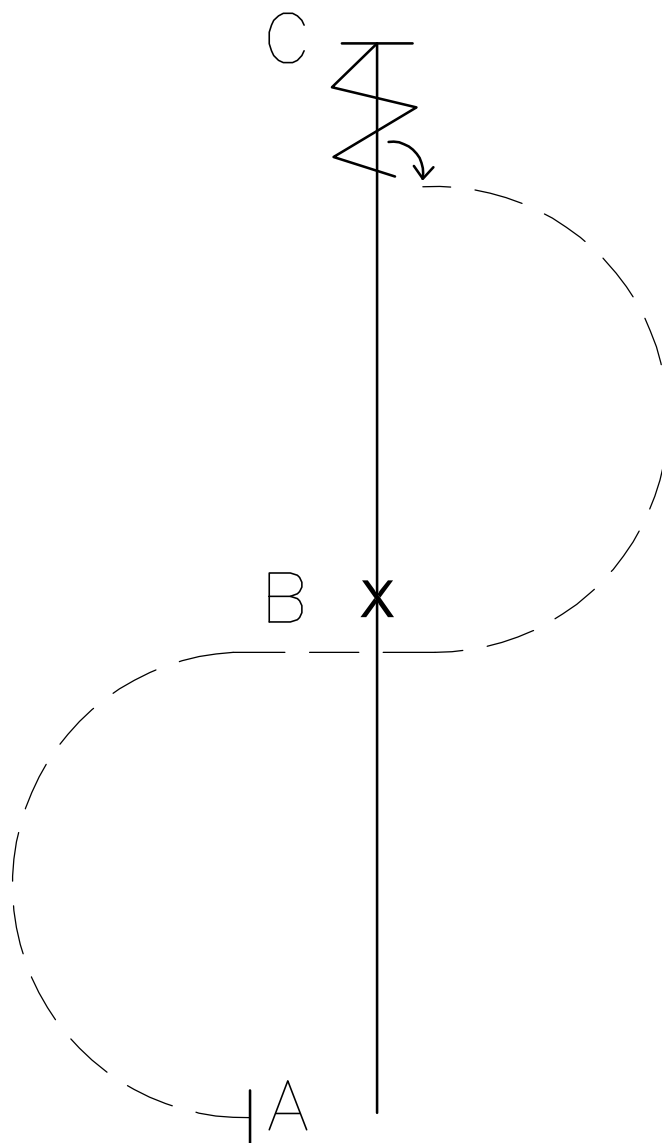
Showmanship - Age Groups 14-18, 19-39, 40 & Over



1. Start at A.
2. Walk halfway to the Judge and complete a 360° turn.
3. Continue walking to the judge and set up for inspection.
4. When dismissed, trot to B.
5. Stop. Back 4 steps.
6. Complete a 270° turn.
7. Trot to line up.

GREELEY SADDLE CLUB

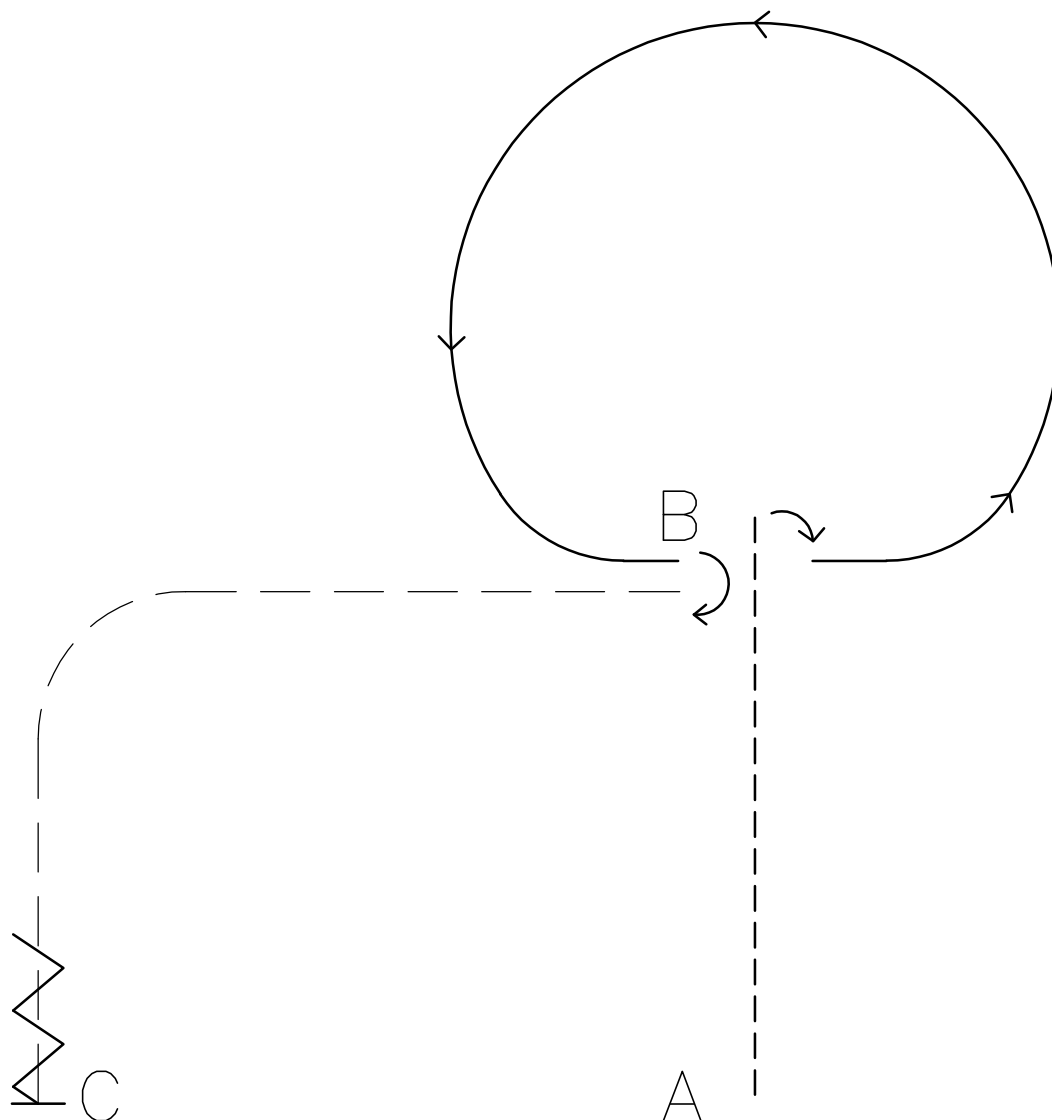
English Equitation - All Ages



1. Start at A. Pick up a left lead canter to Marker B.
2. At B do a simple lead change to a right lead canter to C.
3. At C, halt and back 5 steps.
4. Perform a 90° turn on the forehand to the right.
5. Begin a posting trot half circle on the left diagonal to B.
6. At B, change diagonals and complete a half circle posting trot to A.
7. Stop at A.

GREELEY SADDLE CLUB

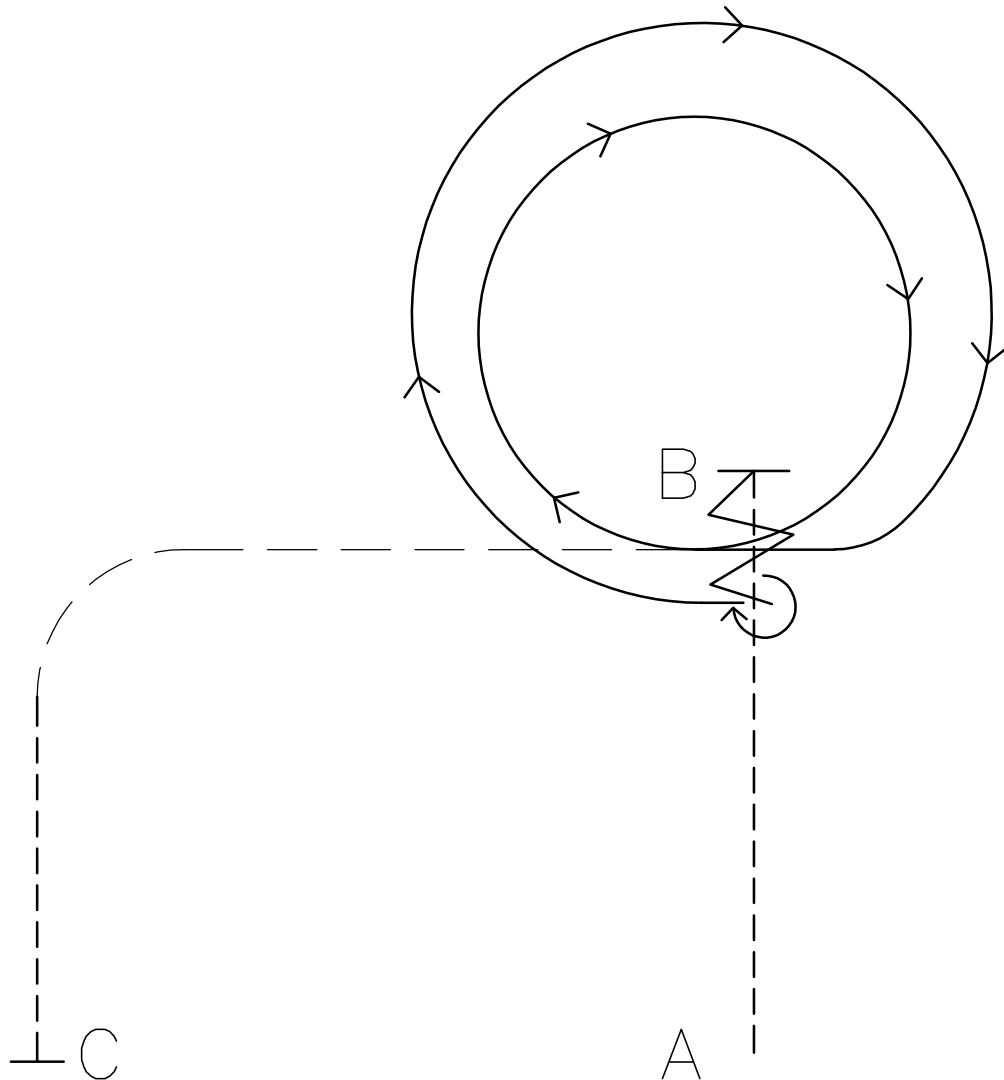
Horsemanship - Age Groups 6-9 & 10-13



1. Start at A and jog to B.
2. Stop at B and perform a 90° turn to the right.
3. Lope a circle on the left lead around B.
4. Stop at B. Perform a 180° turn to the right.
5. Extended jog straight away from B and toward C as shown.
6. Stop at C. Back 5 steps.

GREELEY SADDLE CLUB

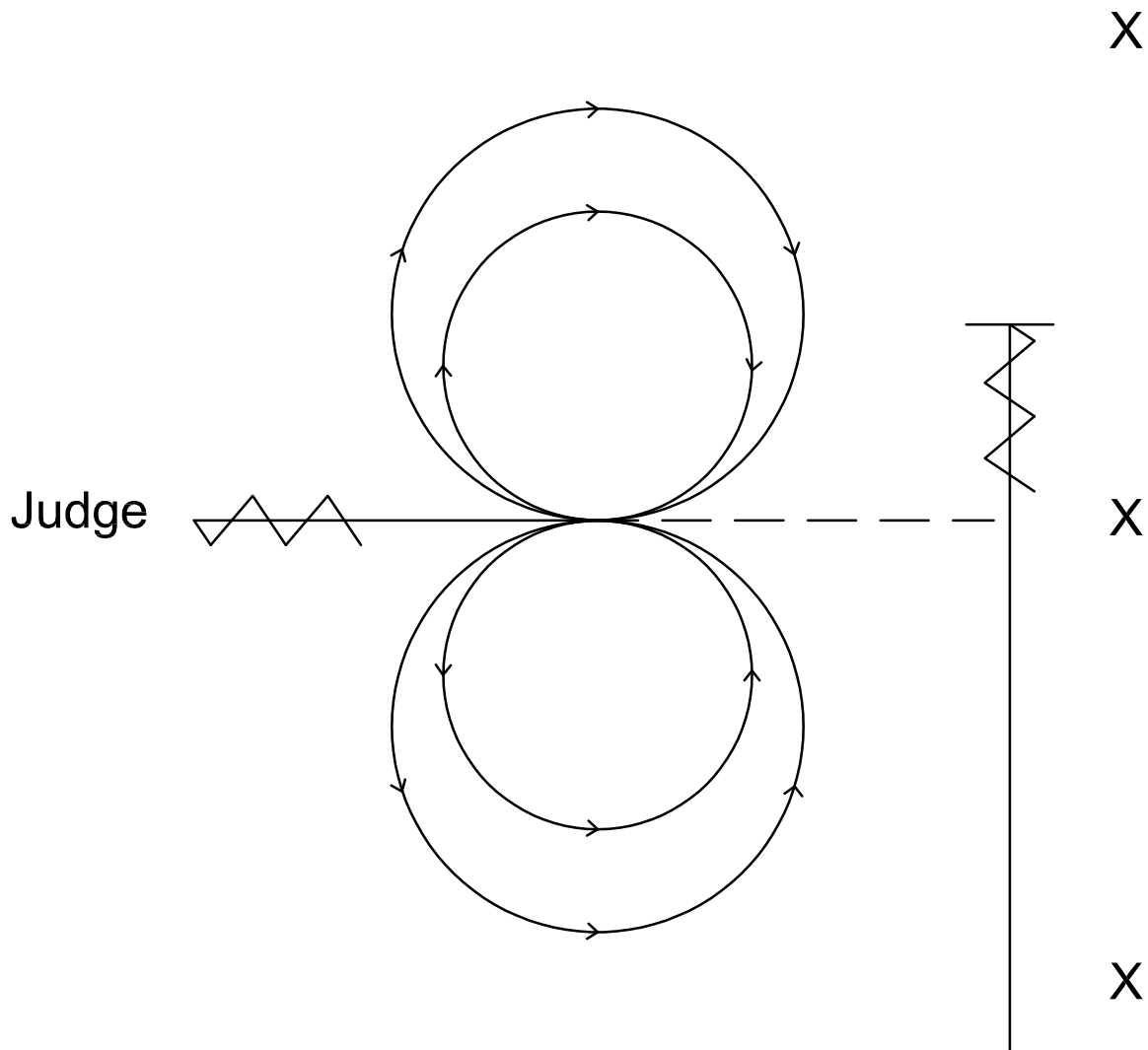
Horsemanship - Age Groups 14-18, 19-39, 40 & Over



1. Start at A and jog to B.
2. Stop at B and back 5 steps. Perform a 270° turn to the right.
3. Complete a circle around B at an extended lope on the right lead.
4. Continue a second smaller circle around B at a collected lope.
5. At B, break down to an extended jog straight away from B.
6. Turn toward C as shown at a collected jog.
7. Stop at C.

GREELEY SADDLE CLUB

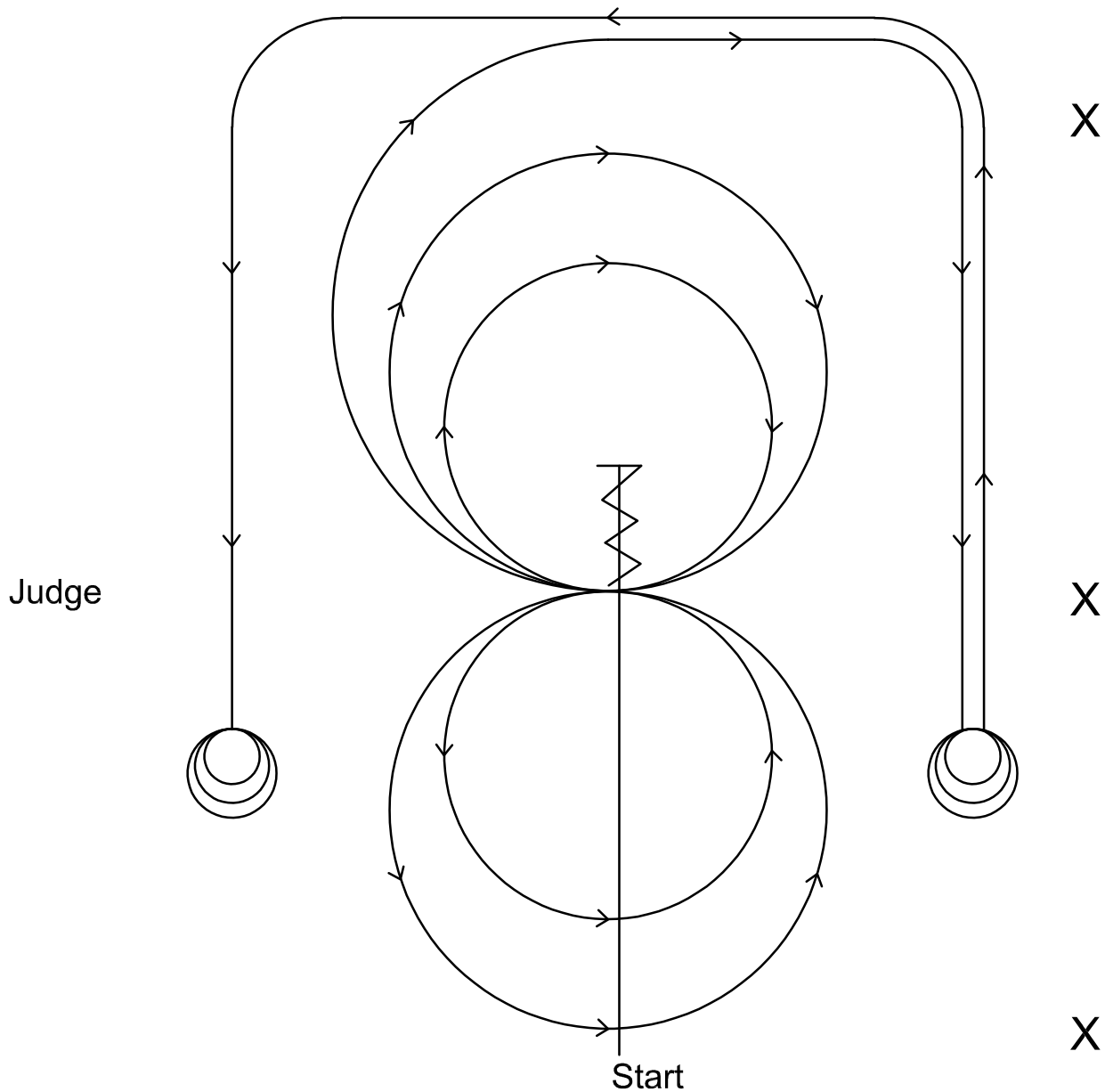
Reining - Age Group 6-9



1. Lope in a straight line at least 20 feet from the fence.
2. Stop past the center marker and back in a straight line to the center.
3. Hesitate. Turn to the left 90°.
4. Lope two circle to the right with the first being smaller and slower than the second.
5. Change leads. Lope two circles to the left with the first being smaller and slower than the second.
6. Continue straight for 10 feet. Stop. Back.
7. Walk to the judge for inspection.

GREELEY SADDLE CLUB

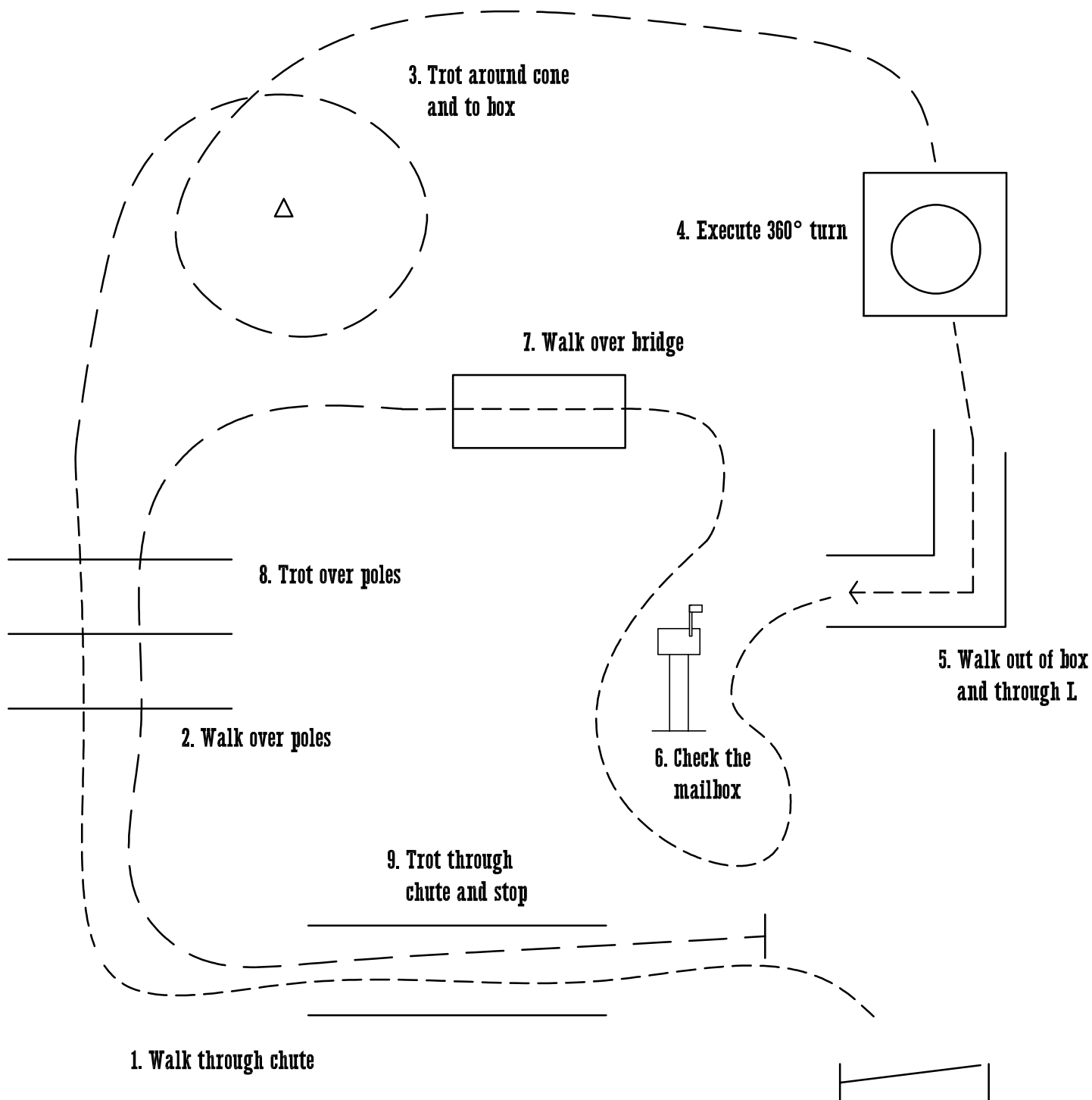
Reining - Age Groups 10-13, 14-18, 19-39, & 40 & Over



1. Start at the end of the arena. Run down the middle past the center marker. Stop.
2. Back at least 10 feet to the center. Complete a $\frac{1}{4}$ turn to the left.
3. Pick up the right lead and complete a large fast circle followed by a small slow circle to the right.
4. Change leads. Complete a large fast circle followed by a small slow circle to the left.
5. Change leads back at the center and begin a circle to the right. Do not close this circle.
6. Run around the end of the arena and down the side past the center marker. Stop.
7. Complete $3\frac{1}{2}$ spins to the right.
8. Continue back down the side of the arena to the other side. Go past the center marker and stop.
9. Complete $3\frac{1}{2}$ spins to the left. Hesitate to complete pattern.

GREELEY SADDLE CLUB

Trail - Age Groups 5 & Under, 6-9, & Novice



GREELEY SADDLE CLUB

Trail - Age Groups 10-13, 14-18, 19-39, 40 & Over

