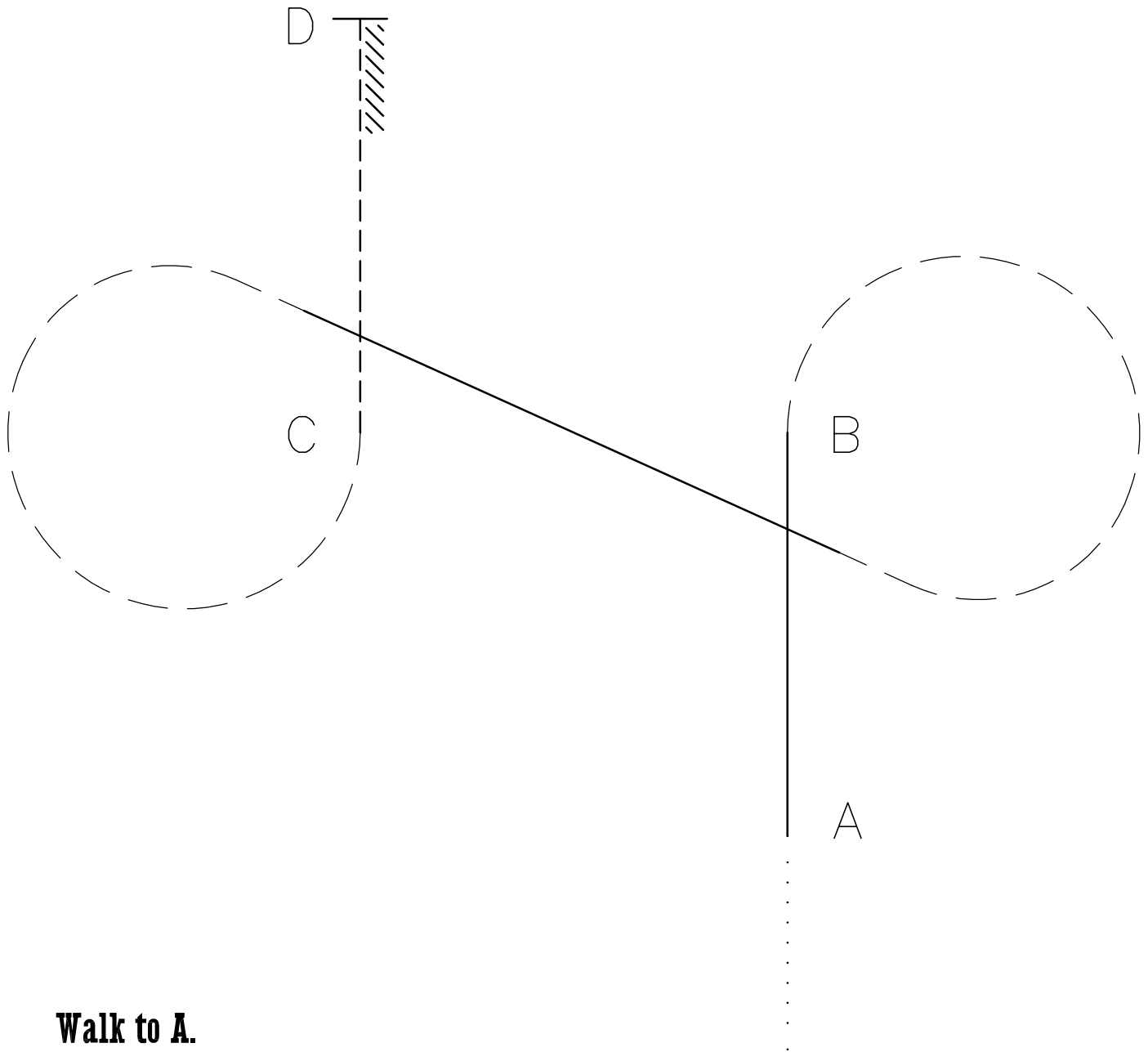


# GREELEY SADDLE CLUB

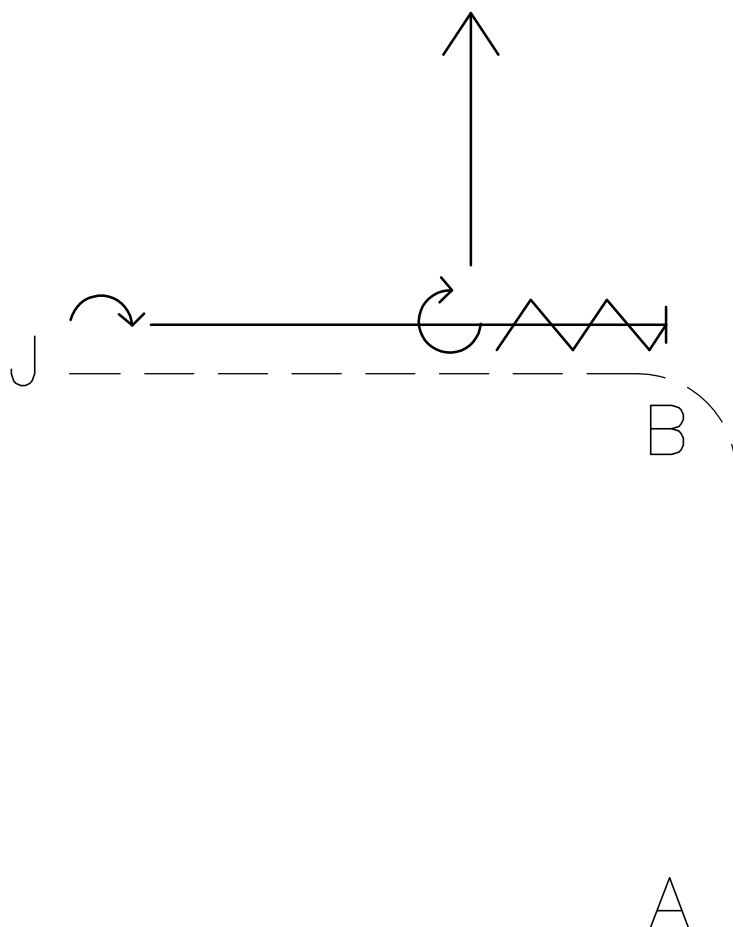
## English Equitation - All Ages



1. Walk to A.
2. Canter on the right lead to B.
3. Posting trot a circle to the right on the left diagonal.
4. When even with B, canter on the left lead to C.
5. At C, posting trot a circle to the left on the right diagonal.
6. Sitting trot from C to D.
7. Stop at D. Back approximately one horse length.

# GREELEY SADDLE CLUB

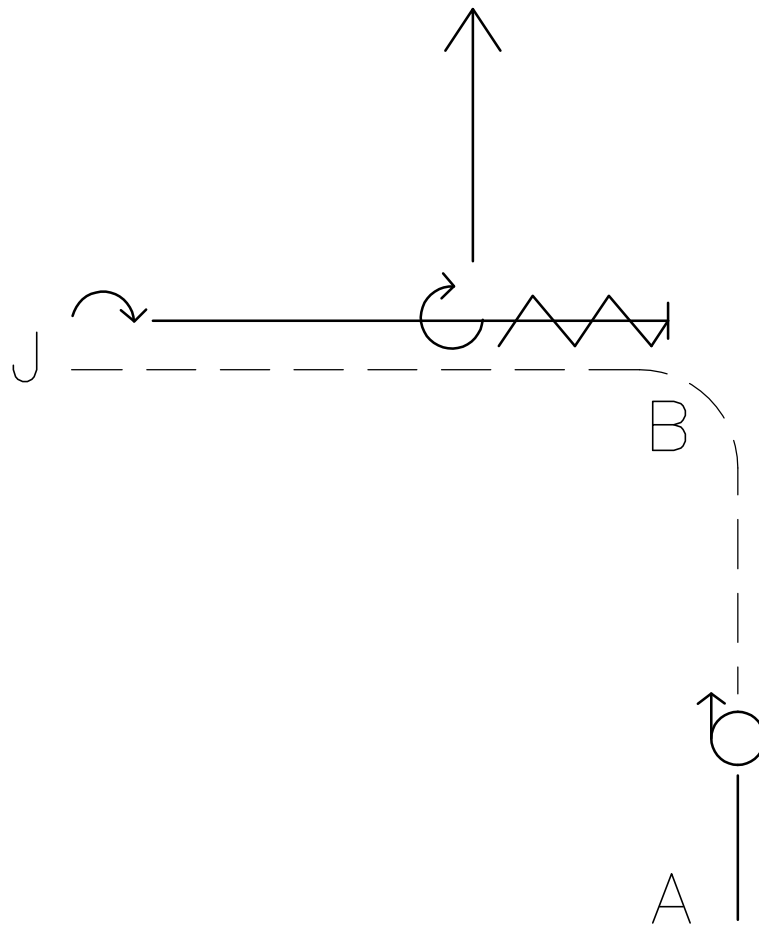
Showmanship - Age Groups 5 & Under, 6-9, & 10-13



1. Start at A.
2. Trot around B and to the Judge.
3. Stop at the Judge and set up for inspection.
4. When dismissed, complete a 180° turn and walk to B.
5. Stop at B. Back 5 steps.
6. Complete a 270° turn and walk to line up.

# GREELEY SADDLE CLUB

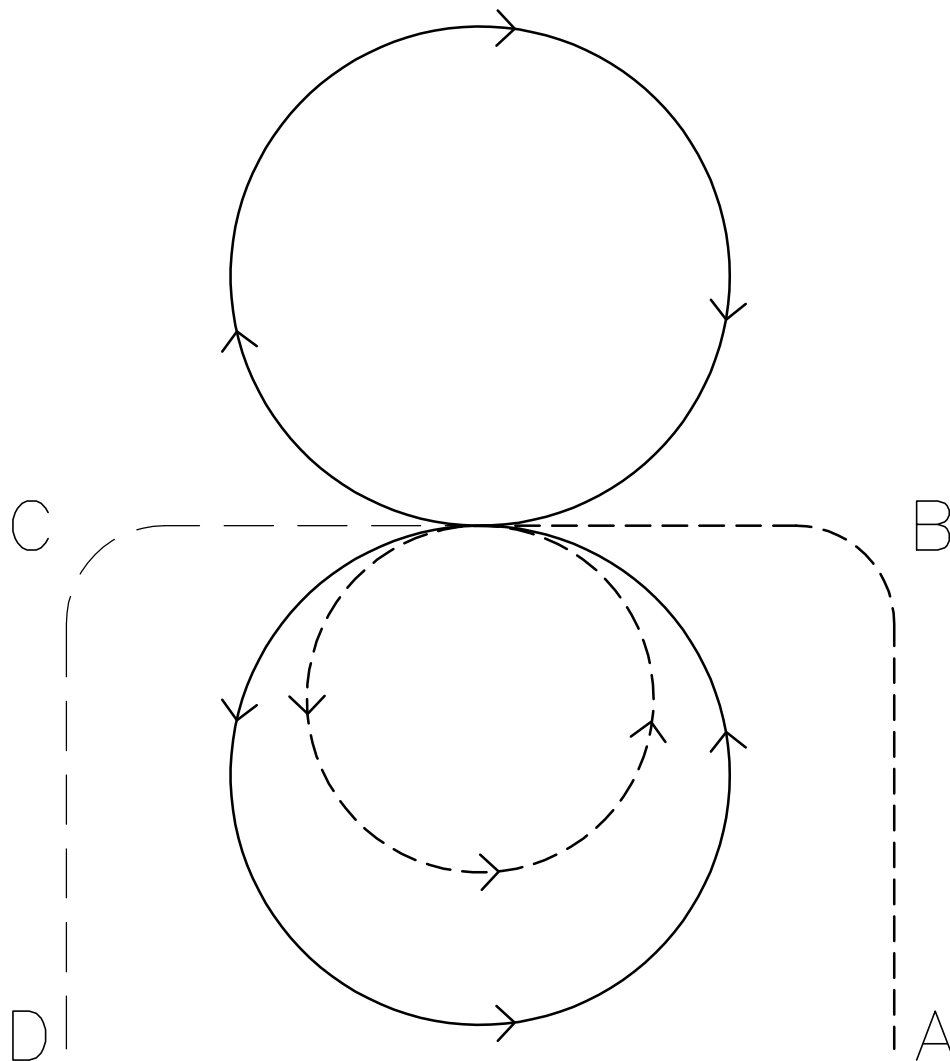
Showmanship - Age Groups 14-18, 19-39, 40 & Over



1. Start at A.
2. Walk half way to B. Stop and complete a 360° turn.
3. Trot around B and to the Judge.
4. Stop at the Judge and set up for inspection.
5. When dismissed, complete a 180° turn and walk to B.
6. Stop at B. Back 5 steps.
7. Complete a 270° turn and walk to line up.

# GREELEY SADDLE CLUB

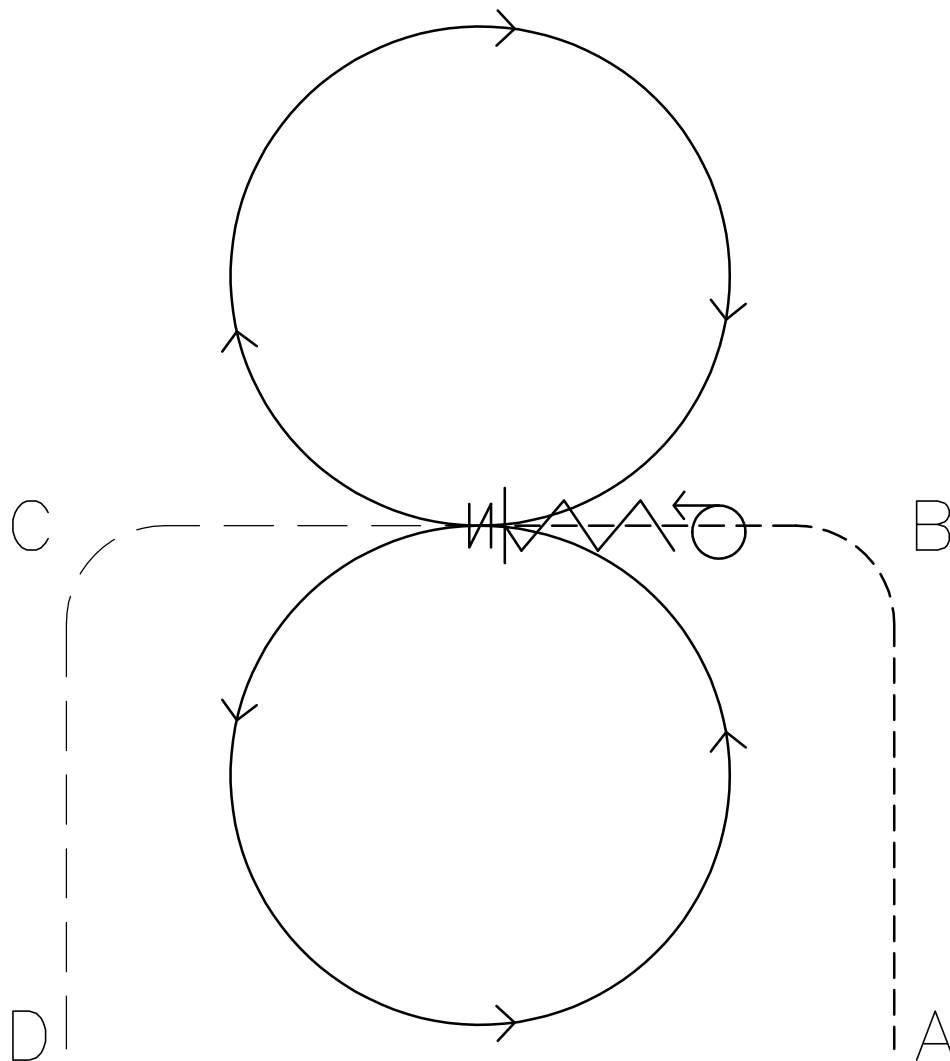
## Horsemanship - Age Groups 6-9 & 10-13



1. Start at A and jog to B. Turn towards the center as shown.
2. At the center, complete a circle to the right on the right lead.
3. Break to a jog and complete a circle to the left.
4. Lope a circle to the left on the left lead.
5. Extended jog straight away from the center and toward C as shown.
6. Continue at an extended jog to D. Stop at D.

# GREELEY SADDLE CLUB

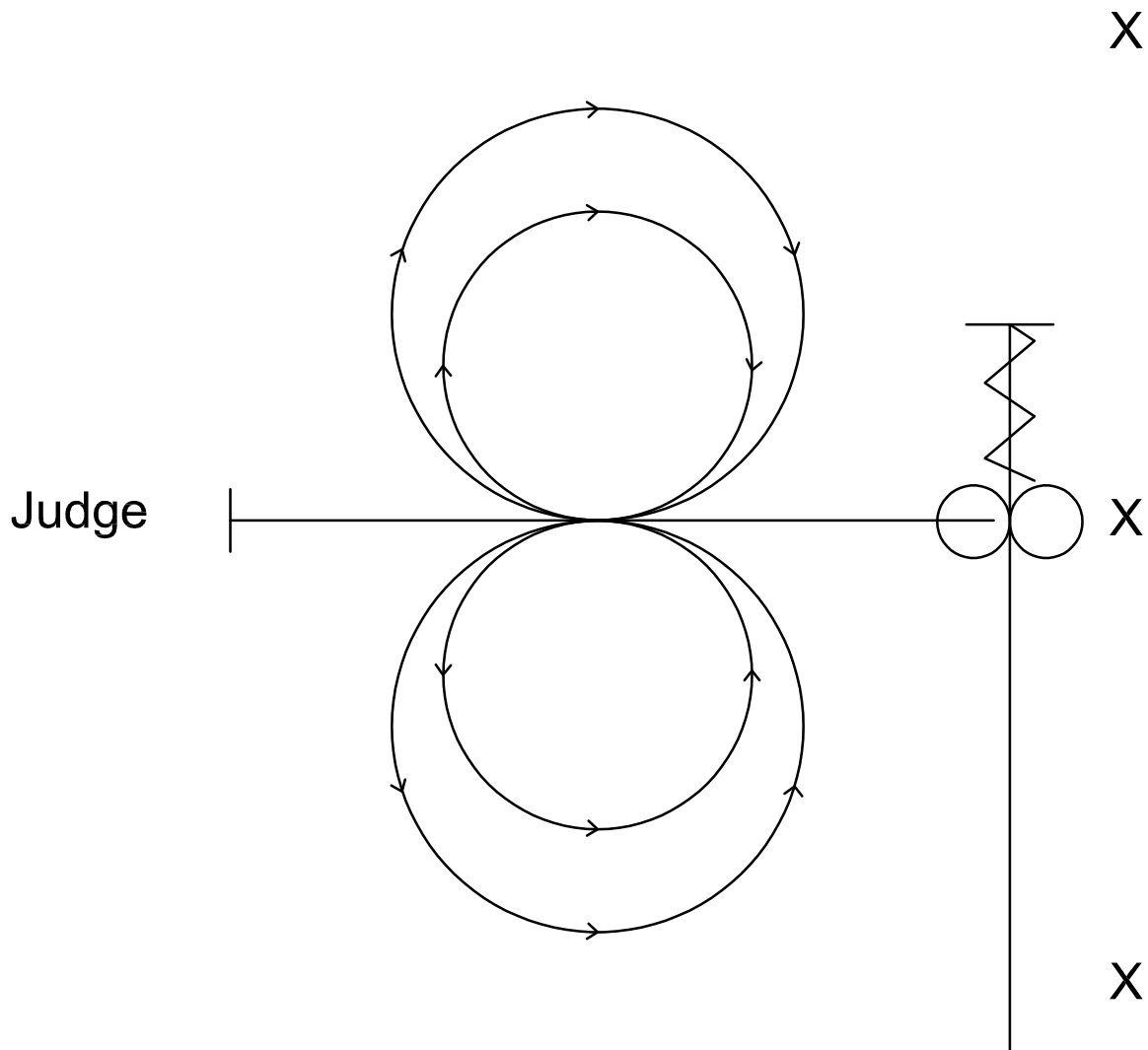
Horsemanship - Age Groups 14-18, 19-39, 40 & Over



1. Start at A and jog to B. Turn towards the center as shown.
2. At the center, complete a circle to the right on the right lead.
3. Change leads at the center and complete a circle to the left on the left lead.
4. Stop back at the center. Back 6 steps and complete a 360° turn to the left.
5. Extended jog straight away and toward C as shown.
6. Continue at an extended jog to D. Stop at D.

# GREELEY SADDLE CLUB

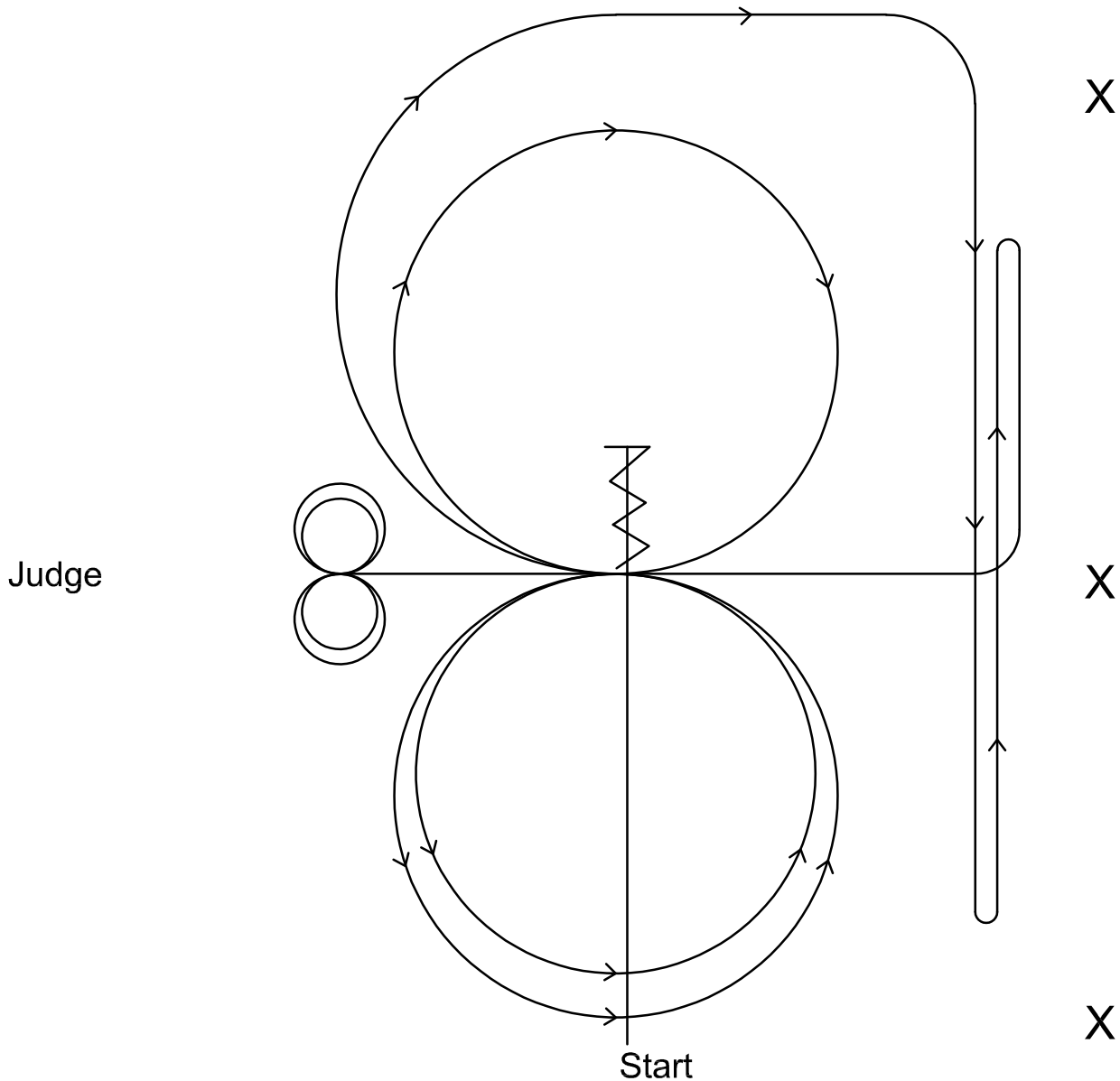
## Reining - Age Group 6-9



1. Lope in a straight line at least 20 feet from the fence.
2. Stop past the center marker and back in a straight line to the center.
3. Perform 1 spin to the right and 1-1/4 spin to the left.
4. Ride a large fast circle followed by a small slow circle to the right at a lope.
5. Execute a flying or simple lead change at the center.
6. Lope a large fast circle followed by a small slow circle to the left.
7. Continue straight. Stop.
8. Walk to the judge for inspection.

# GREELEY SADDLE CLUB

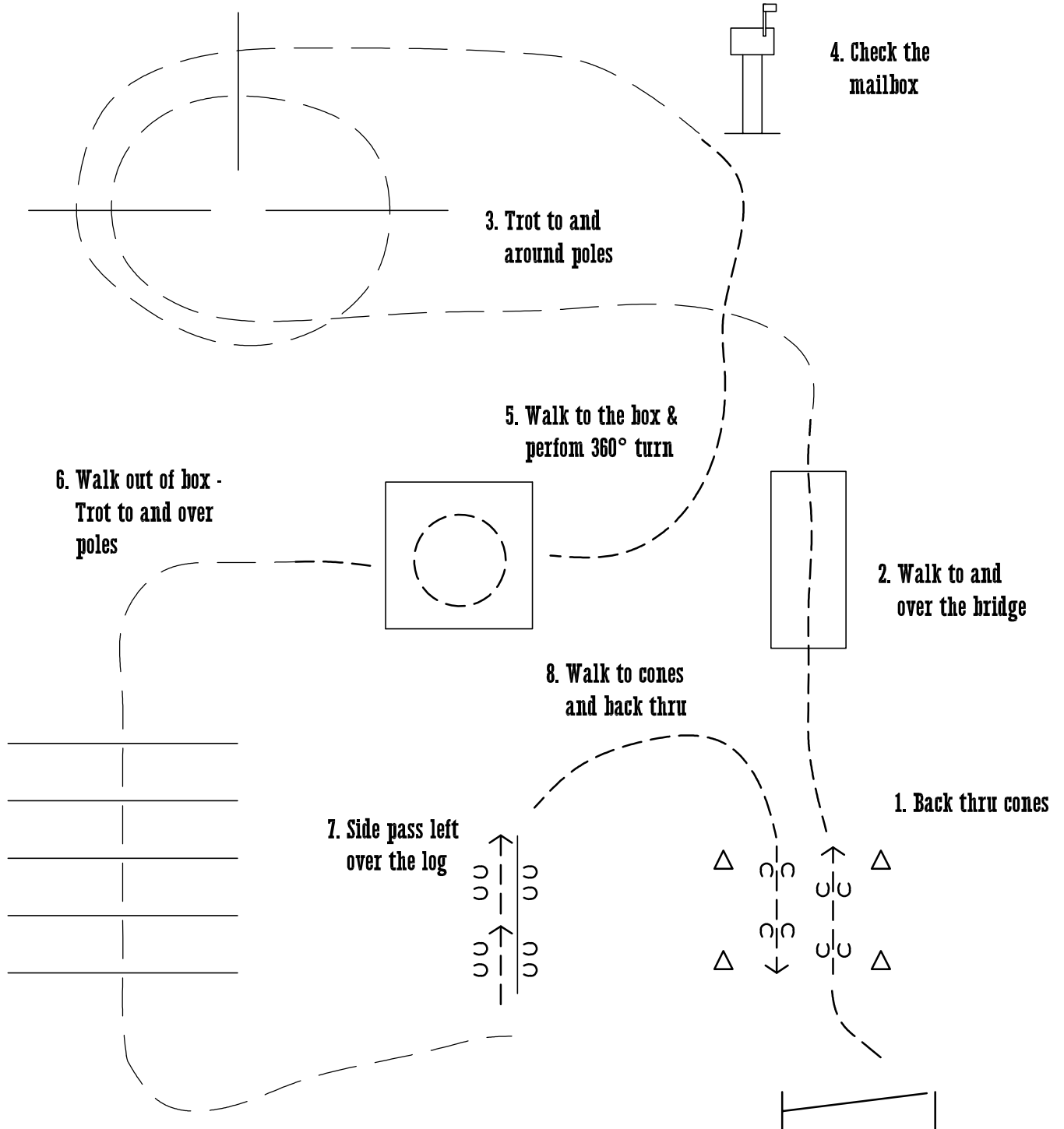
Reining - Age Groups 10-13, 14-18, 19-39, 40 & Over



1. Start at the end of the arena. Run down the middle past the center marker. Stop.
2. Back to the center. Perform a 90° pivot to the left.
3. Begin on the right lead and lope a large fast circle to the right.
4. Change leads. Lope two fast circles to the left.
5. Change leads. Begin a circle to the right, but do not close the circle.
6. Continue to toward the fence and lope down approximately 20 feet from the fence line.
7. Stop. Complete a rollback to the left.
8. Lope straight past the center marker. Stop and complete a rollback to the right.
9. Lope toward the middle of the pattern. Continue past the center and stop.
10. Complete two spins each direction.
11. Exit the arena at a trot.

# GREELEY SADDLE CLUB

## Trail - Age Groups 5 & Under, 6-9, & Novice





# GREELEY SADDLE CLUB

## Trail - Age Groups 10-13, 14-18, 19-39, 40 & Over

